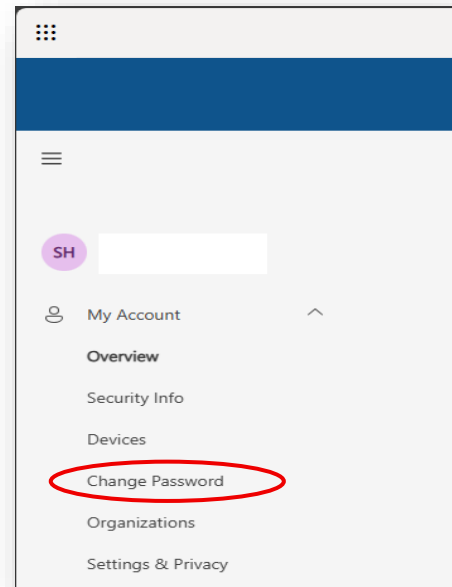


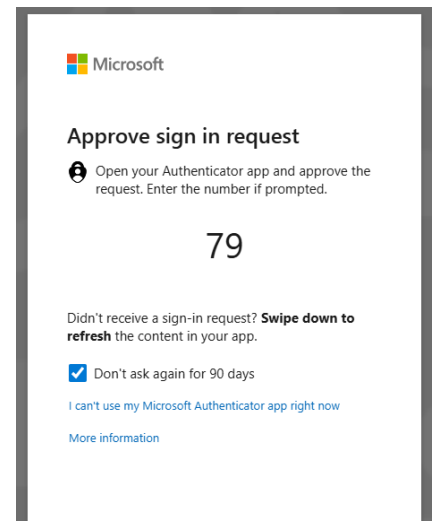
# PASSWORD CHANGE INSTRUCTIONS

## Steps

1. Open a web browser (Chrome, Edge, Safari)
2. Go to: <https://myaccount.microsoft.com/>
3. Sign in with your **email address and current password**
4. Click **Change Password**

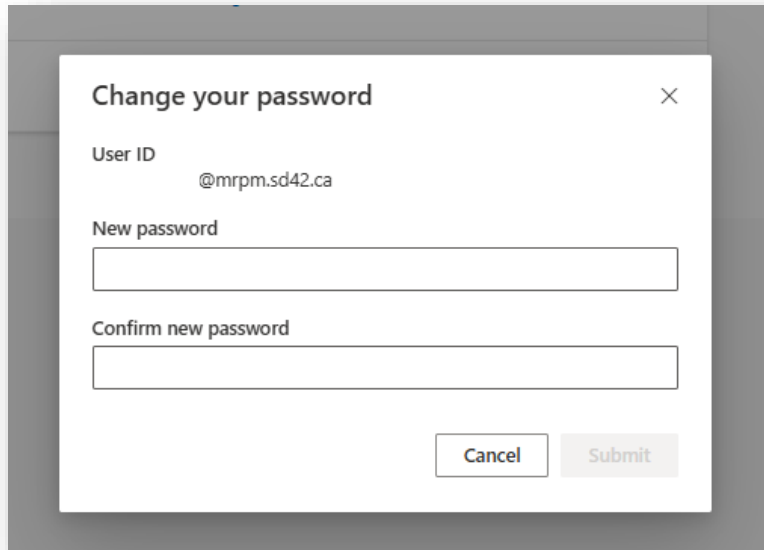


5. You will be prompted to authenticate using your phone.



6. Enter:

- New password
- Confirm new password



Change your password ×

User ID  
@mrpm.sd42.ca

New password

Confirm new password

7. Click **Submit**

- ✓ Your password is now updated.