

How to Access your SD42 email account

1. How to Access Your SD42 Email from a Computer

a. Go to <http://me.sd42.ca>

b. Enter in your Student ID and tab down to the password field (it will automatically add @mrpm.sd42.ca)

c. Enter in your password. This is probably the same password that you use to log into a computer when you are at school.

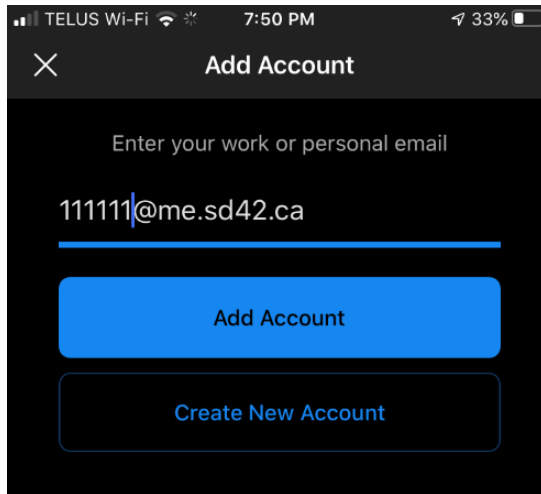


d. You should now see a page with the Office 365 apps, including Outlook (which is your email account), Word, PowerPoint, Excel, and Teams.

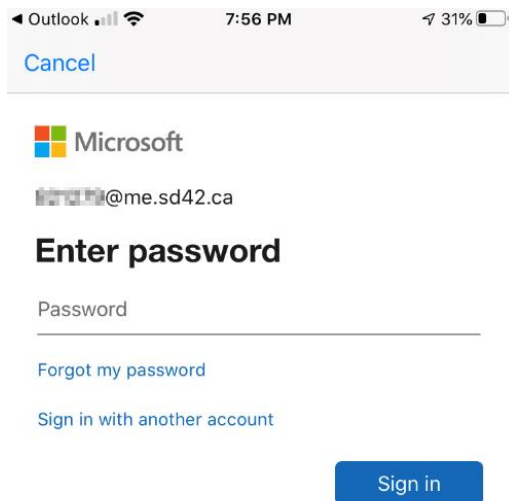
2. How to Access Your Email on a Mobile Device

a. To access on a mobile device, please download the Outlook app from your app store for best performance

b. Open the app and enter in your email address in the form of studentnumber@me.sd42.ca

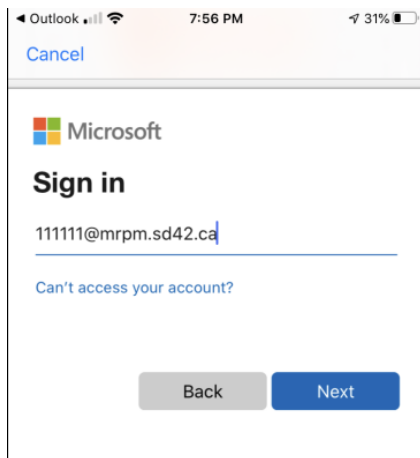


c. Choose the Sign in with other account option



c. Enter in your username in the form of studentnumber@mrpm.sd42.ca and click Next

****notice that your username is a bit different from your email address****



d. It will now redirect you to the district login page and you can enter in your password.

